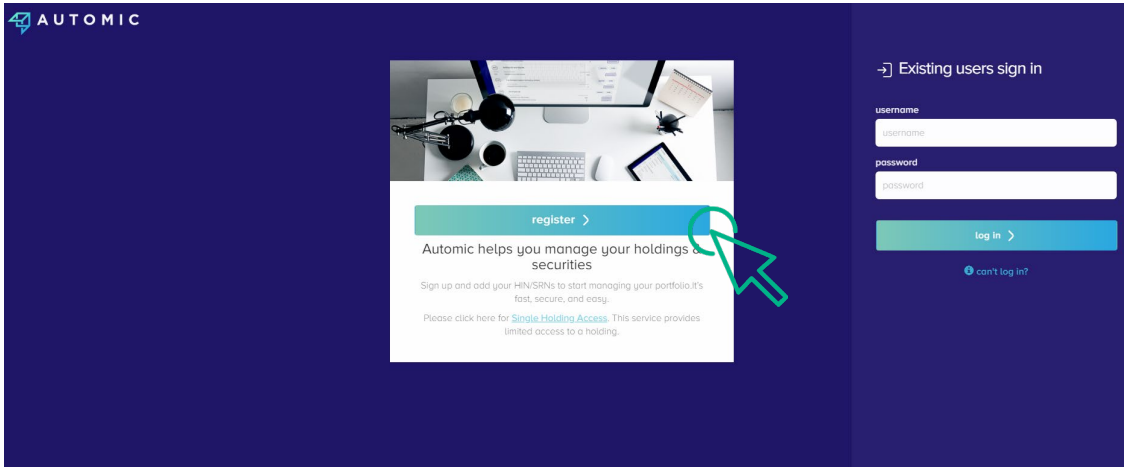


# Virtual Meeting Registration and Voting

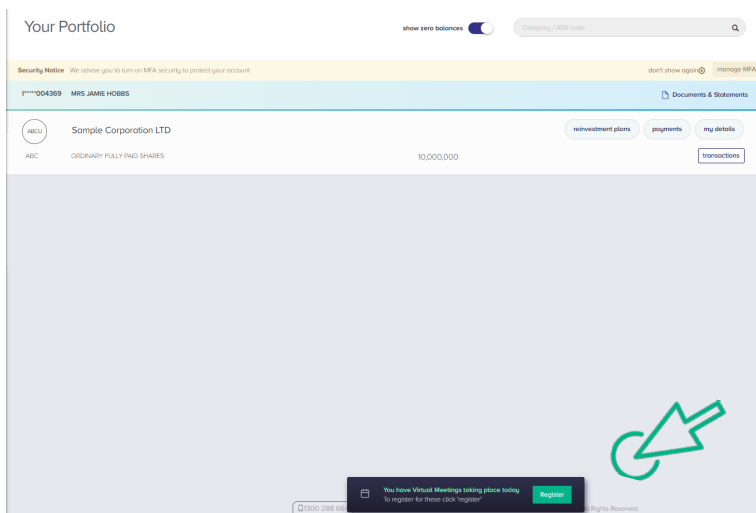


## REGISTRATION

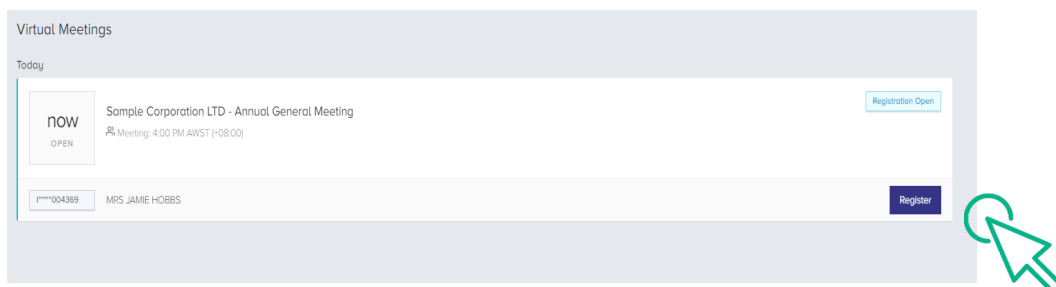
- Go to: <https://investor.automic.com.au/#/home>.
- Log in using your existing username and password or click on “register” and follow the on-screen prompts to create your login credentials.



- Once logged in you will see from the banner at the bottom of your screen that the meeting is open for registration. Click on “register”.



- Click on “register” to register your attendance for the meeting.



## REGISTRATION

- Select “yes, I would like to vote” and then click “next”.

The screenshot shows a web interface titled "Registration" for "Sample Corporation LTD - Annual General Meeting". A progress bar at the top indicates the current step is "Registration" (with a document icon) and the final step is "Complete" (with a checkmark icon). Below the progress bar, the heading "Registration - Step 1 of 2" is displayed. The main content area contains a question: "Will you be registering to vote?". Below the question, there is explanatory text: "If you have already lodged a Proxy Form and wish for your proxy vote to stand, please select 'NO, I will not be voting'" and "If you have lodged a Proxy Form and wish to amend your vote, please select 'YES, I would like to vote'". There are two radio button options: "YES, I would like to vote" (which is selected) and "NO, I will not be voting". A blue "next" button is located at the bottom right of the form. A green mouse cursor is pointing at the "next" button, and another green mouse cursor is pointing at the "YES, I would like to vote" radio button.

- You will be placed on a holding page until voting opens for the meeting. From here you can access the meeting video/audio by selecting the meeting URL.
- Once the Chair of the Meeting declares voting open, you should select “refresh”.

The screenshot shows a web interface titled "Registration" for "Sample Corporation LTD - Annual General Meeting". A progress bar at the top indicates the current step is "Registration" (with a document icon) and the final step is "Complete" (with a checkmark icon). Below the progress bar, the heading "Complete - Step 2 of 2" is displayed. The main content area contains a green checkmark icon followed by the text "Registration Complete!". Below this, it says "The voting is not open yet. Refresh this page or come back here later." A blue "Refresh" button is located at the bottom right of the form. A green mouse cursor is pointing at the "Refresh" button. At the bottom of the page, there is a light blue box containing the text "You can join the meeting online using the following link" followed by the URL: <https://us02web.zoom.us/j/84986335645?pwd=QTFUUGhjbjYyZjNQd2xVWXdlMGgwZz09>. A green mouse cursor is pointing at the URL.

# VOTING

- The next screen will display the resolutions to be put to the meeting.
- The Chair of the meeting will provide instructions on when to mark your vote.
- You record your vote by selecting either “for”, “against” or “abstain” next to the appropriate resolution.
- Once voting has been declared closed you must select “next” to submit your vote.

Voting

Sample Corporation LTD - Annual General Meeting

Registration Poll Review Complete

Poll - Step 2 of 4

You can join the meeting online using the following link  
<https://us02web.zoom.us/j/84986335645?pwd=QTFUUGhjbLYyZjNkQ2xVWXdlMGgwZz09>

**Resolutions**  
You must vote on all resolutions, except for those marked as withdrawn.

1	Remuneration Report	for	against	abstain
2	Re-Election of Mr Robert Smith as Director	for	against	abstain

prev next

- On the next screen, check your vote is correct and select the box next to “declaration” – you cannot confirm your vote unless you select this box.
- Select “confirm” to confirm your vote – you CANNOT amend your vote after pressing the “confirm” button.

Review - Step 3 of 4

**Confirmation**  
Please review and confirm.

1	Remuneration Report	for	against	abstain
2	Re-Election of Mr Robert Smith as Director	for	against	abstain

**Declaration** PLEASE NOTE: You will not be able to change your votes after pressing the confirm button.  
By pressing confirm you agree that this online voting form has been signed, authorised and submitted by you, in your capacity as a registered holder (or legally authorised representative) of the Company, in accordance with the requirements under the Company's Constitution, the Corporations Act 2001 (Cth) and Automic's terms and conditions.

prev confirm

# VOTING COMPLETE


- Your vote is now lodged and is final.

Voting

Sample Corporation LTD - Annual General Meeting

Progress: Poll (0) — Review (1) — Complete (2)

Complete - Step 3 of 3

 Complete

You have successfully submitted your vote.

You can join the meeting online using the following link

<https://us02web.zoom.us/j/85784417406?pwd=TFE0TTdGTEhGSENIbUN5NzF3bUUQT09;>